



tvo | fifty and
still learning

Welcome! Our session will begin shortly.



tvo

fifty and
still learning



TVO Mathify Session

TVO Digital Learning Resource


Ambassador Name - Email

50
tvo

TVO Mathify



TVO Digital Learning Resources



Digital learning solutions for Ontario students and educators of all ages.


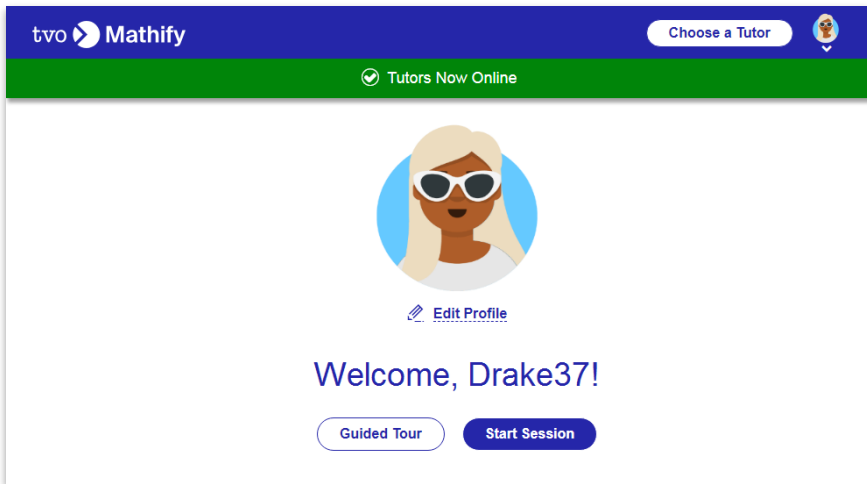
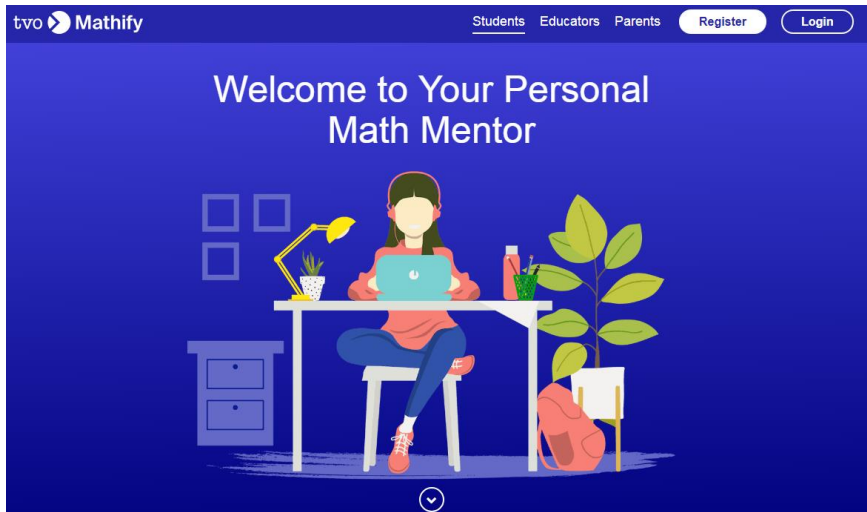
TVO Mathify: Student Sizzler Video



TVO Mathify Student Sizzler Video



TVO Mathify Educator Sizzler Video



Mathify is available 24/7. Accessible by laptops, tablets and smartphones.



Math tutors available 9am-9pm
ET Monday to Friday; 3:30-9pm
Sunday



Voice and text chat options to
communicate with Ontario
Certified Teachers



Interactive whiteboard



Use for class, at home and
anywhere in between



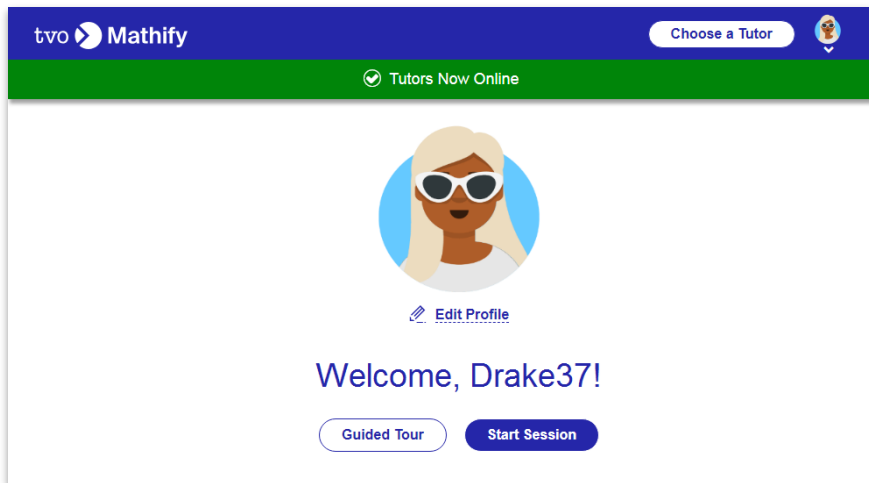
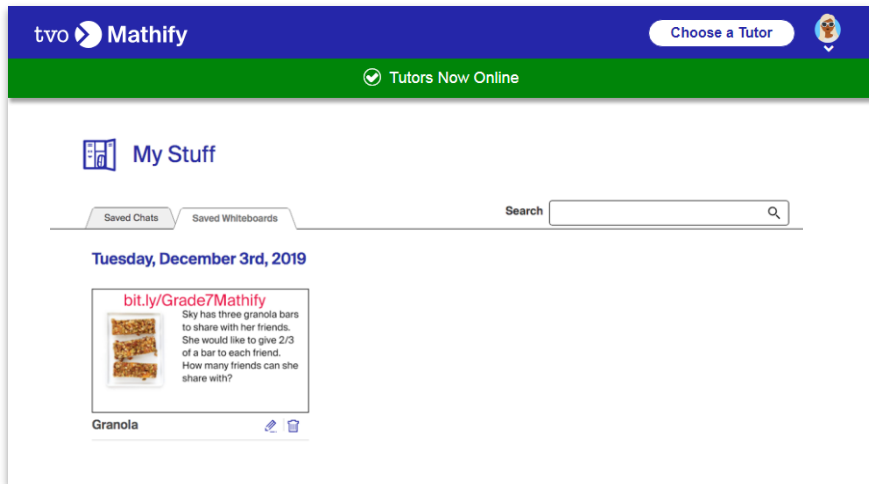
Anonymous & secure



Use it from your phone, tablet or
computer

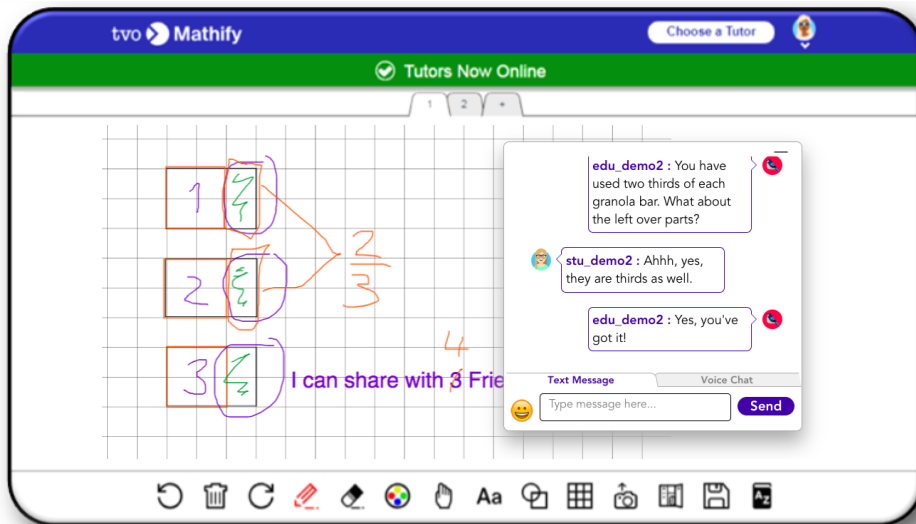
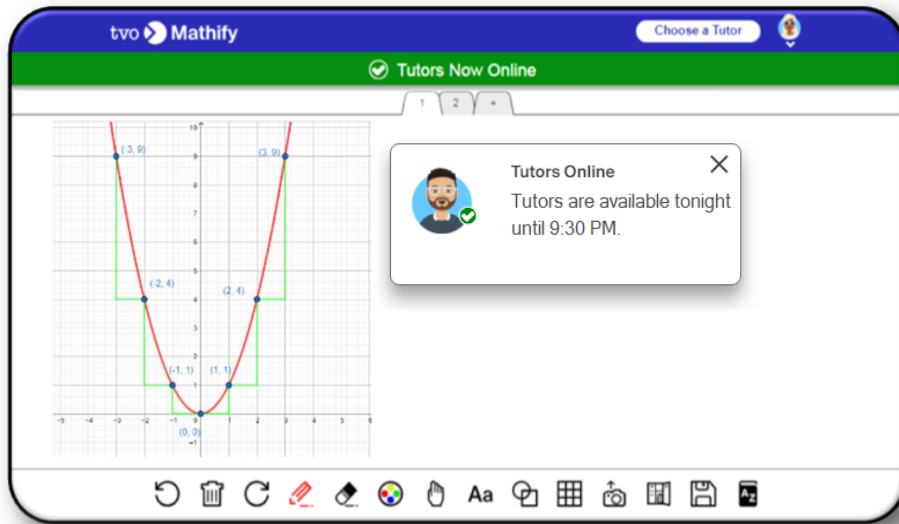
Main features include access to an interactive whiteboard, a personalized math portfolio and access to Ontario certified math teachers.

Navigating the site

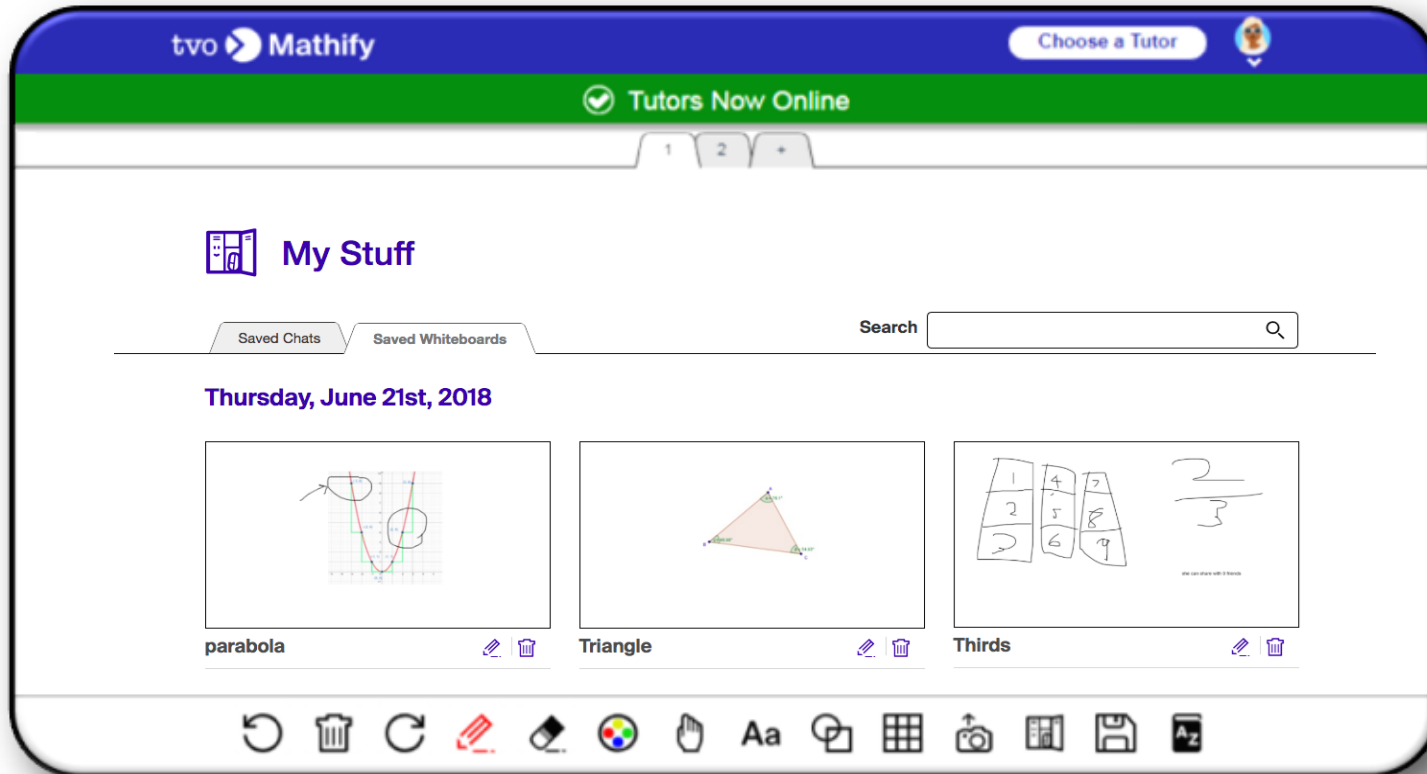


Mathify is safe and reliable. All sessions are recorded and monitored.

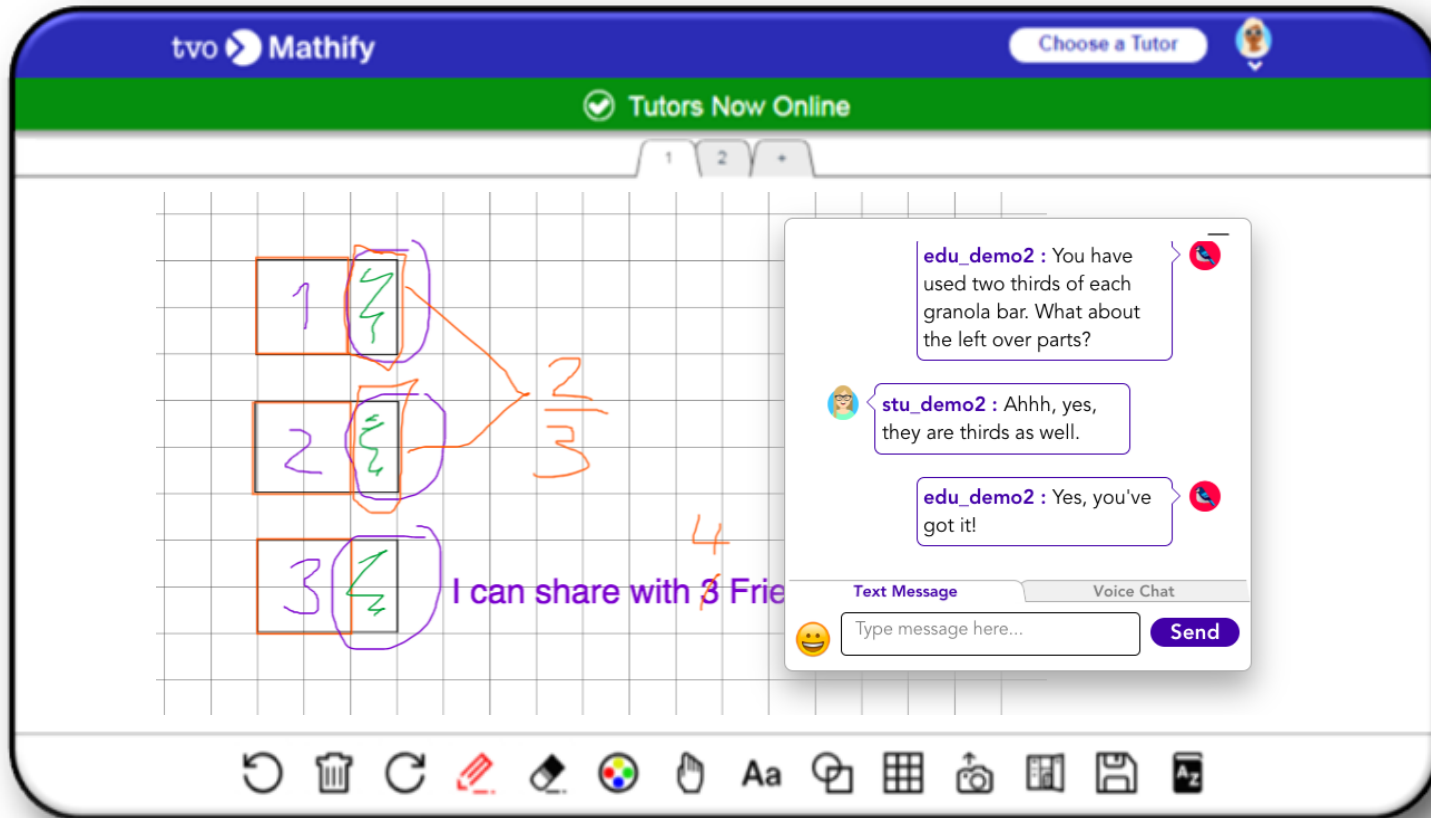
Interactive Whiteboard



Interactive whiteboard and one on one live tutoring



Ability to save, share and import whiteboards with other Mathify users.



tvo Mathify Choose a Tutor

Tutors Now Online

1 2 +

1 2/3 1/3

2 2/3 1/3

3 2/3 1/3 I can share with 3 Friends

edu_demo2 : You have used two thirds of each granola bar. What about the left over parts?

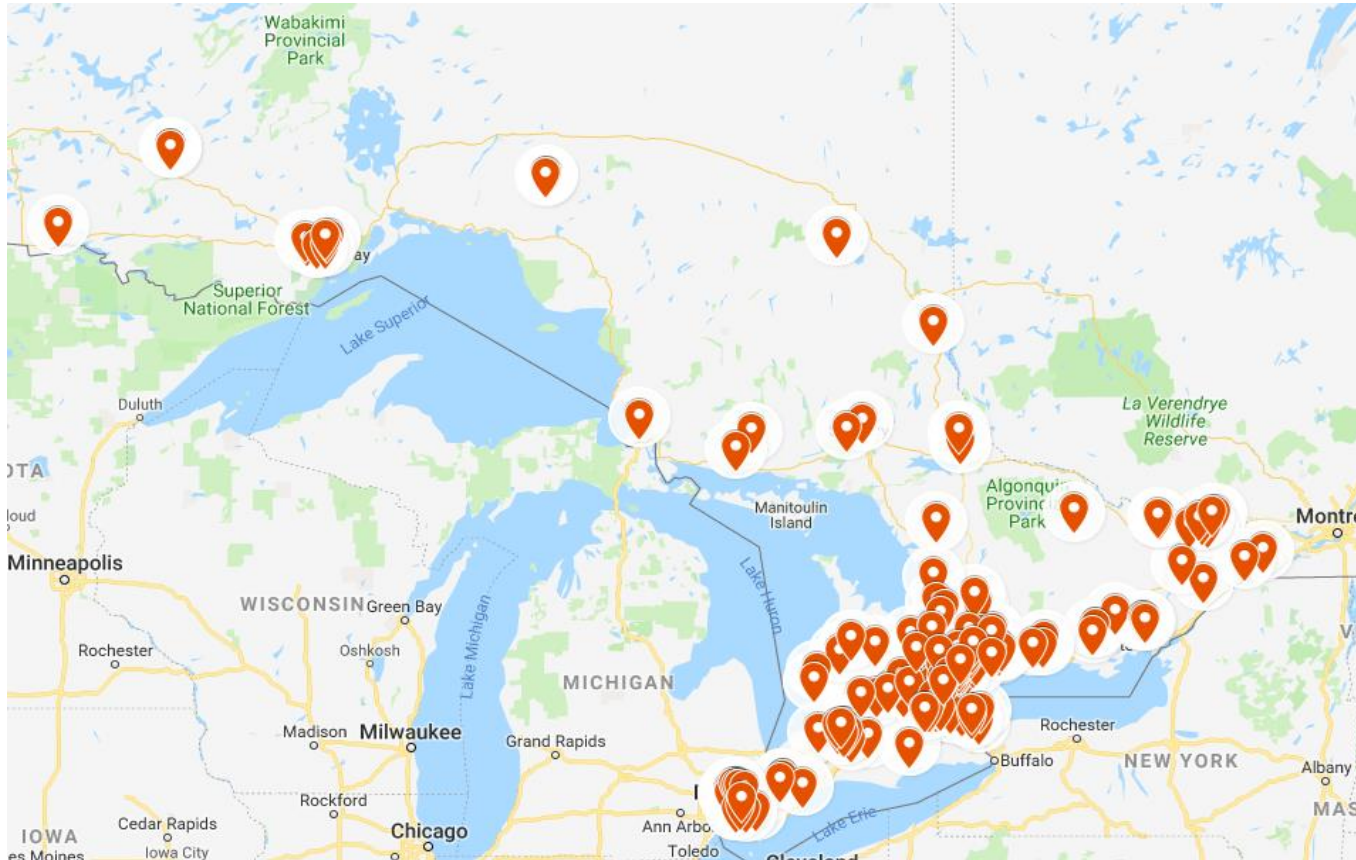
stu_demo2 : Ahhh, yes, they are thirds as well.

edu_demo2 : Yes, you've got it!

Text Message Voice Chat

Type message here... Send

Free one-on-one live tutoring with Ontario Certified Teachers



Over 200 Ontario Certified tutors from across the province.



The video above demonstrates what a tutoring session is like.

50
two

Students





Video: Website Registration and Password Reset




Video: VLE Registration Process

1. Go to www.tvomathify.com
2. Click on "Register"
3. Select "Student"
4. Complete the registration form using your OEN number.
5. Select 3 security questions.

Voilà! Welcome to Mathify!



tvo Mathify Students Educators Parents Register Login



Student Registration

All fields marked with an asterisk (*) are mandatory

Username* ⓘ
Minimum 5 characters

Password*
Minimum 5 characters

Grade*

School Board/Organization*

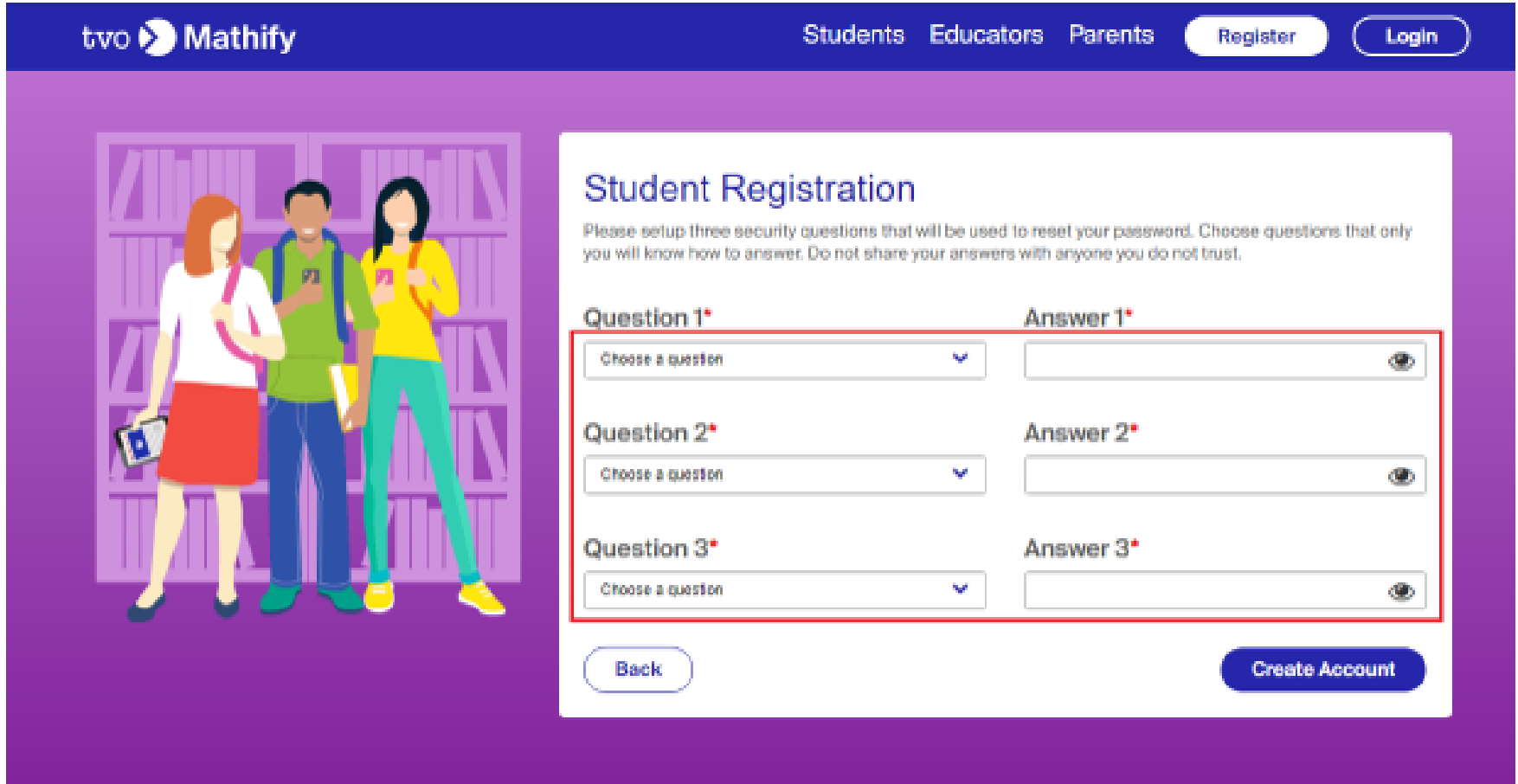
OEN* ⓘ
Ontario Education Number

Email Address
Optional

Subscribe to our email newsletters

I agree to the [Terms of Service](#) and [Privacy Policy](#) *

Next



The screenshot shows the Mathify website's student registration interface. At the top, there is a dark blue navigation bar with the Mathify logo on the left and links for 'Students', 'Educators', 'Parents', 'Register', and 'Login' on the right. The main content area has a purple background. On the left, there is an illustration of three diverse students (two girls and one boy) standing in front of a bookshelf. On the right, a white registration form is displayed. The form is titled 'Student Registration' and includes a sub-header with instructions: 'Please setup three security questions that will be used to reset your password. Choose questions that only you will know how to answer. Do not share your answers with anyone you do not trust.' The form contains three rows of input fields, each with a question dropdown and an answer text box. A red rectangular box highlights the first row, which is labeled 'Question 1*' and 'Answer 1*'. Below the form, there are two buttons: a 'Back' button on the left and a 'Create Account' button on the right.

tvo Mathify

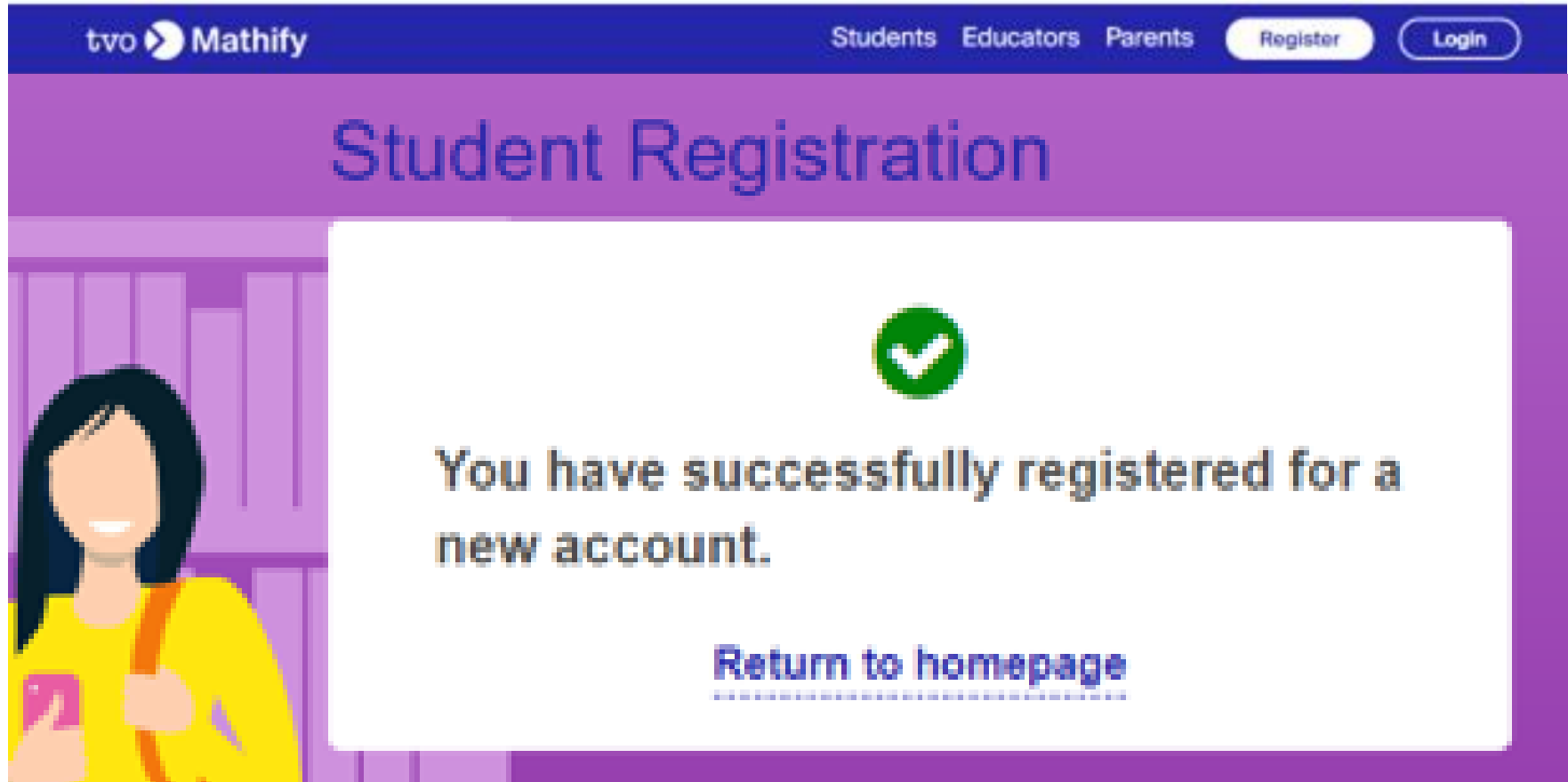
Students Educators Parents Register Login

Student Registration

Please setup three security questions that will be used to reset your password. Choose questions that only you will know how to answer. Do not share your answers with anyone you do not trust.

Question 1*	Answer 1*
<input type="text" value="Choose a question"/>	<input type="text"/>
Question 2*	Answer 2*
<input type="text" value="Choose a question"/>	<input type="text"/>
Question 3*	Answer 3*
<input type="text" value="Choose a question"/>	<input type="text"/>


Back Create Account

A screenshot of the Mathify website's student registration success page. The page has a purple header with the Mathify logo and navigation links for 'Students', 'Educators', and 'Parents'. There are 'Register' and 'Login' buttons in the top right. The main content area is white and contains a green checkmark icon, the text 'You have successfully registered for a new account.', and a blue link 'Return to homepage'. On the left side of the page, there is an illustration of a smiling woman with long black hair wearing a yellow shirt and holding a pink smartphone.

tvo Mathify

Students Educators Parents Register Login

Student Registration



You have successfully registered for a new account.

[Return to homepage](#)

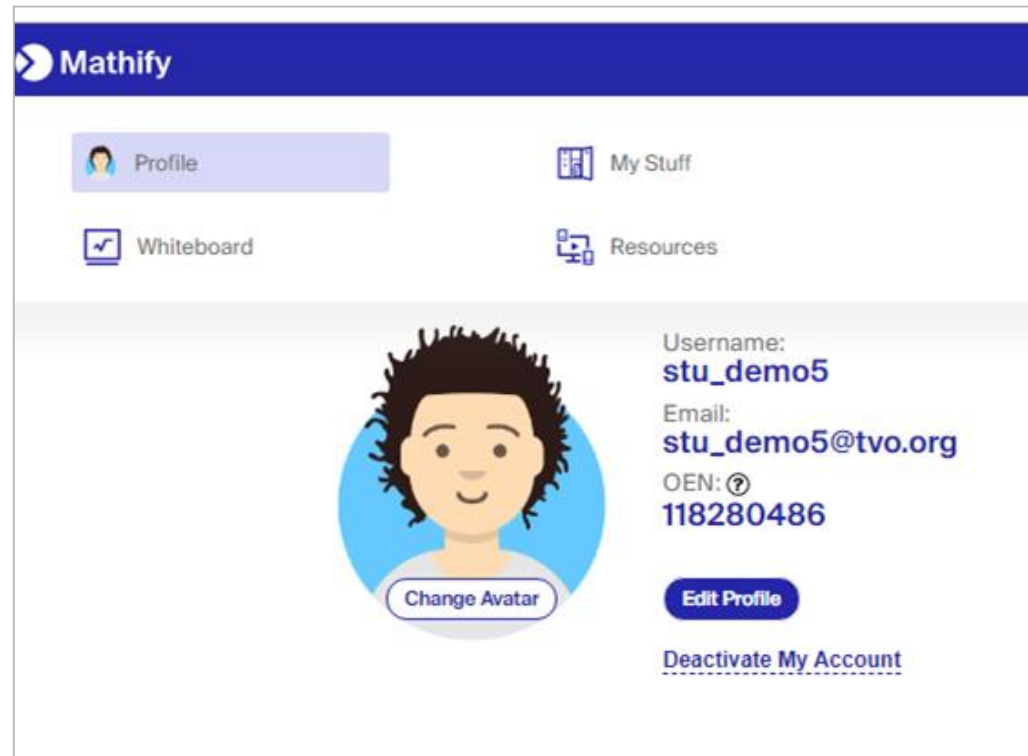
Let's Explore!

Guided Tour

- Log-in to TVO Mathify
- Click on Guided Tour!

Change Your Avatar

- Click on Edit Profile
- Click on Change Avatar and choose your Avatar!



Let's Explore: Update Profile



Edit and update your profile on TVO Mathify

Explore the Whiteboard

Select a Math Teaser for your grade

Grade 7: <http://bit.ly/Gr7Mathify>

Grade 8: <http://bit.ly/Gr8Mathify>

Grade 9: <http://bit.ly/Gr9Mathify>

Grade 10: <http://bit.ly/Gr10Mathify>

Click on Load onto Whiteboard

Solve the using the tools

Save your solution(s) to “My Stuff”

Share the link to your solution with your teacher!

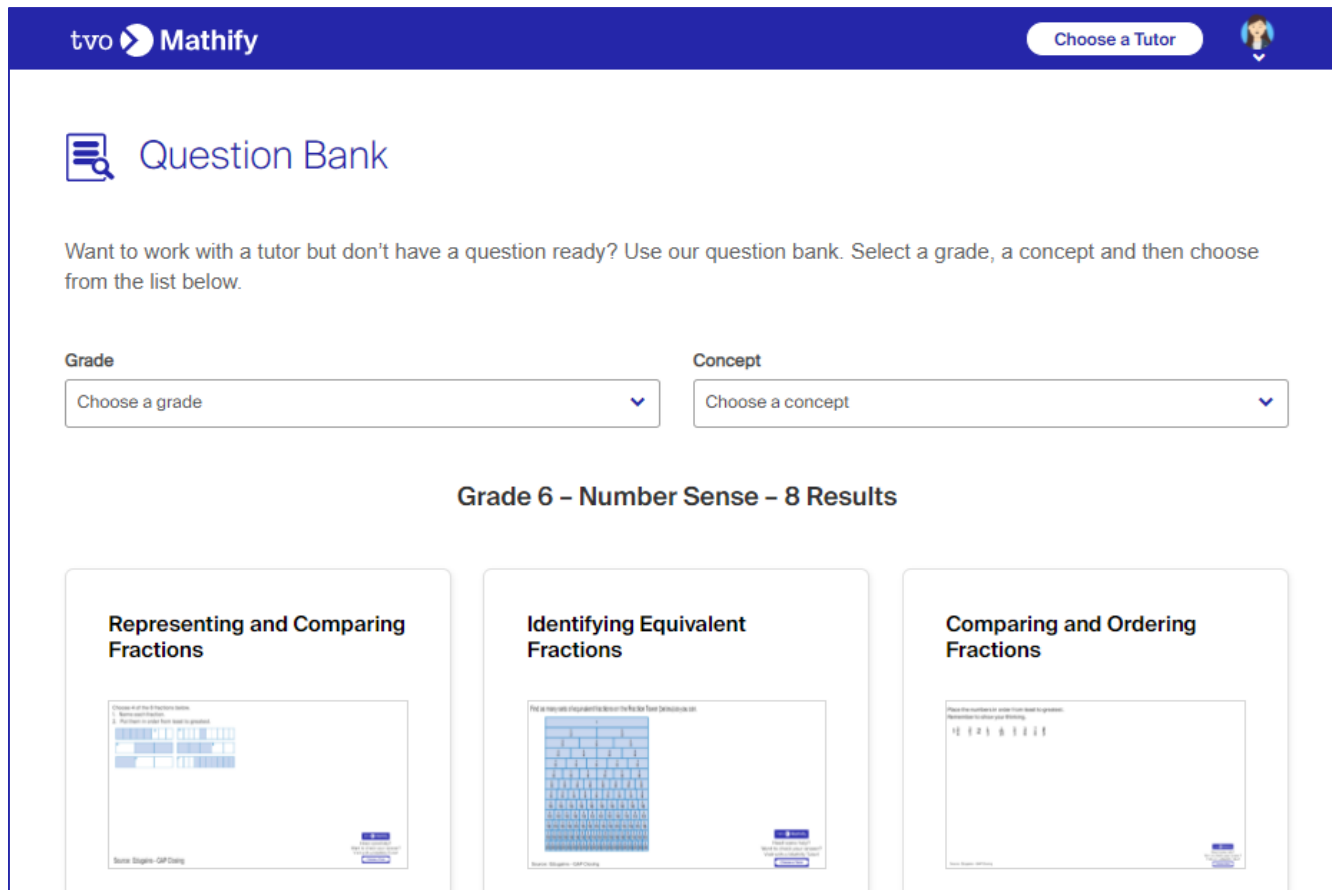


Let's Explore: Your Question



Explore ways to create a question on TVO Mathify

New Feature: Question Bank



The screenshot shows the Mathify Question Bank interface. At the top, there is a navigation bar with the Mathify logo and a 'Choose a Tutor' button. Below the navigation bar, the page title 'Question Bank' is displayed with a magnifying glass icon. A paragraph of text explains the purpose of the question bank: 'Want to work with a tutor but don't have a question ready? Use our question bank. Select a grade, a concept and then choose from the list below.' Below this text are two dropdown menus: 'Grade' with the placeholder text 'Choose a grade' and 'Concept' with the placeholder text 'Choose a concept'. Below the dropdown menus, the results are displayed under the heading 'Grade 6 - Number Sense - 8 Results'. Three question cards are visible, each with a title and a preview of the question content. The first card is titled 'Representing and Comparing Fractions', the second is 'Identifying Equivalent Fractions', and the third is 'Comparing and Ordering Fractions'. Each card includes a small preview of the question text and a 'View Question' button.


If you don't have a question you can browse through the Question Bank!
<http://tvomathify.com/question-bank/>

New Feature: Question Bank



The Question Bank features nearly 200 whiteboards with questions for Grades 6-10.

Let's Explore: Choose a Tutor



Tutors Online


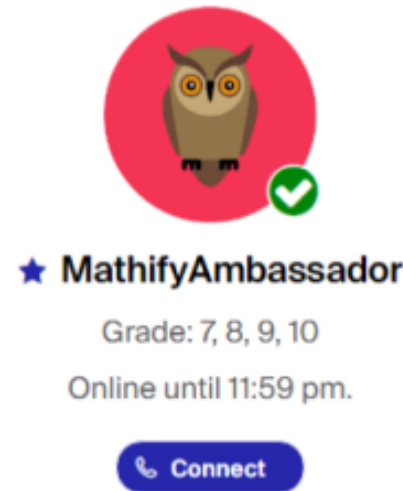
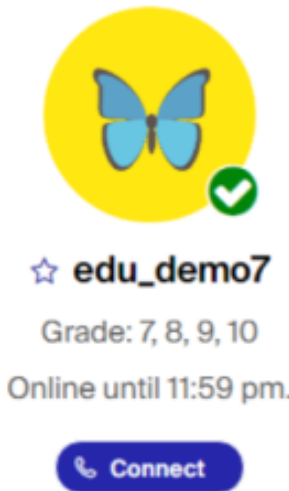
Sort By

Select option

- Select option
- Favorites
- Username

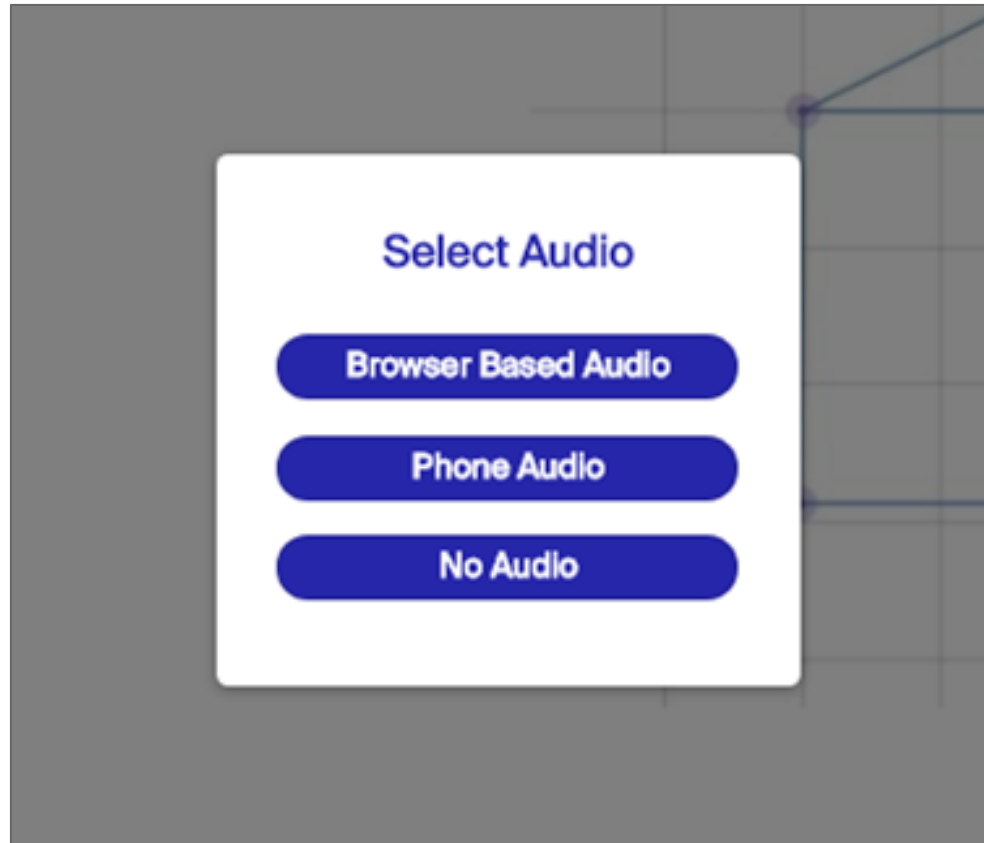
Filter by Grade

Grade 7



Explore which tutor is available and “star” your favourite tutor

Let's Explore: Tutor Session



Select your choice of communication with a tutor: audio or typing

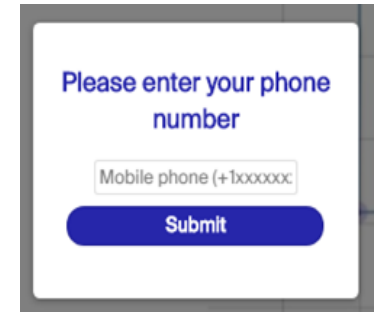
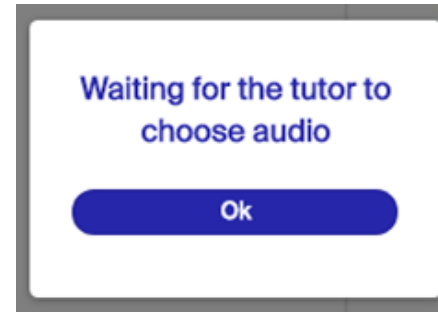
If you are at school, your audio choices are:

- One way audio
- No audio

Phone audio is also an option even from a computer/tablet.

Phone audio:

- is free
- private - no one sees your phone number



Let's Explore: Tutor Session

When you end a session, the system will prompt you to make sure you meant to press the end session button.

If you're all done, click Yes!

Your session will save in your account under "My Stuff".

Choose a name that will help you find your session easily.

Save Session

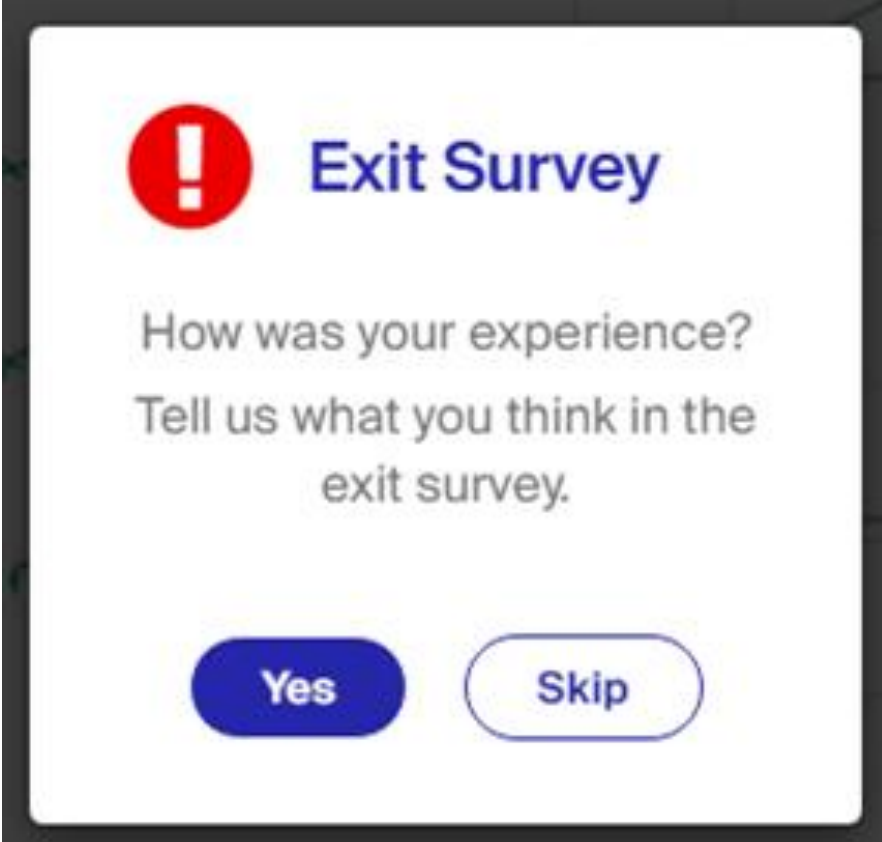
Please name your session and click save.

Save

Let's Explore: Tutor Session

Don't forget to give feedback about your experience.

Perhaps your tutor did a great job explaining things, let TVO know!



! **Exit Survey**

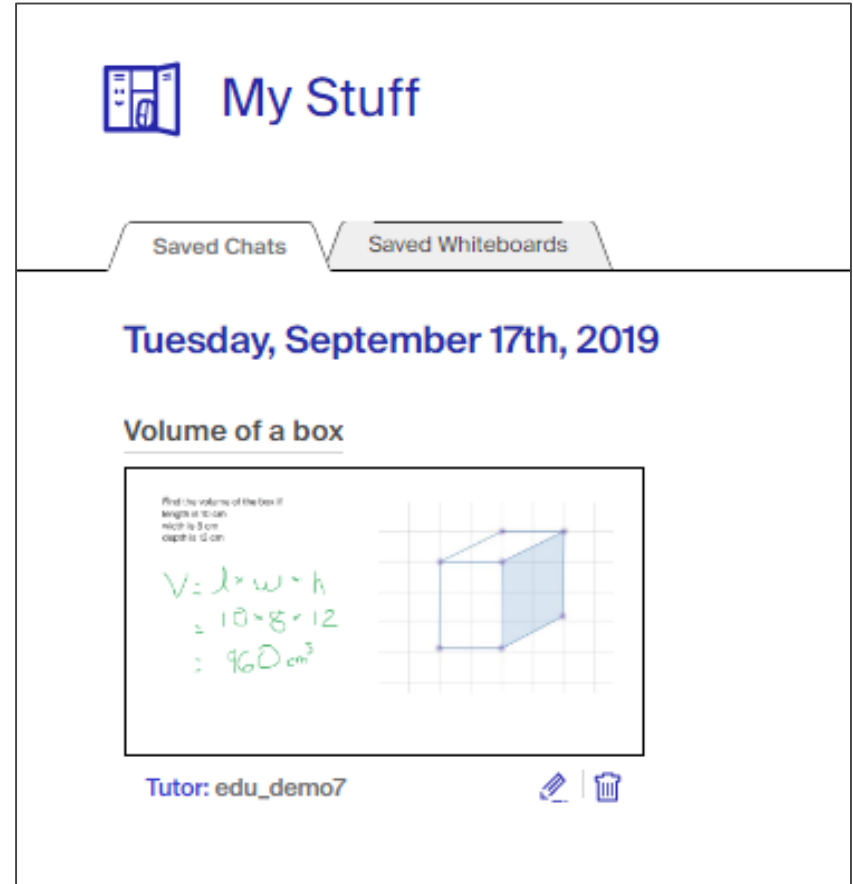
How was your experience?
Tell us what you think in the
exit survey.

Yes **Skip**

The image shows a modal dialog box with a white background and a dark border. At the top left is a red circle containing a white exclamation mark. To its right is the title 'Exit Survey' in a bold, dark blue font. Below the title, the text 'How was your experience?' and 'Tell us what you think in the exit survey.' is displayed in a grey font. At the bottom, there are two buttons: a solid blue button with the word 'Yes' in white, and a white button with a blue border and the word 'Skip' in blue.

You have 3 choices after you exit:

1. Set up another question and then choose a tutor. One question per session.
2. Decide to make this tutor one of your favourites. Go to choose a tutor, find the tutor's name and highlight the star! Now they will be easier to find!
3. No more questions? You are done, so click on your avatar and log out!

The screenshot shows the 'My Stuff' interface. At the top, there is a 'My Stuff' header with a folder icon. Below it are two tabs: 'Saved Chats' and 'Saved Whiteboards'. The main content area displays a saved session titled 'Tuesday, September 17th, 2019' and 'Volume of a box'. The session content includes a math problem: 'Find the volume of the box if length is 10 cm, width is 8 cm, depth is 12 cm.' To the right of the text is a 3D diagram of a rectangular prism on a grid. Below the diagram, the solution is written in green: $V = l \times w \times h$, $= 10 \times 8 \times 12$, $= 960 \text{ cm}^3$. At the bottom of the session, the tutor's name 'Tutor: edu_demo7' is displayed, along with edit and delete icons.

50
two

Educators





The video above demonstrates a step-by-step for educator registration.

1. Go to www.tvomathify.com
2. Click on "Register"
3. Select "Educator"
4. Complete the registration form using your school board e-mail
5. Once complete, check your board e-mail inbox and verify your Mathify account

Voilà! Welcome to Mathify!





[Video: TVO Mathify Whiteboards in the Classroom](#)



Video: Creating and Using Manipulatives



The screenshot shows the TVO Mathify Community website. At the top, there is a navigation bar with the TVO Mathify logo, the text "All Places > Explore", the title "Mathify Community", and an "Actions" menu. Below the navigation bar is a menu with options: "Main", "Activity", "Content", "People", "Subspaces and Projects", and "Events". A central message encourages users to log in or join. The main content area is divided into three columns. The left column features a "WELCOME to the Mathify Community!" heading, a paragraph describing the space for educators, and an "Explore Resources" section with buttons for "How To Supports", "Printable Promo Content", "Sample Whiteboard Assignments", "Order Promotional Material", and "Event Requests". The middle column has a "Welcome to the Mathify Community!" heading, an illustration of two people working at a table, and text thanking users for their interest and providing details about the free math service for grades 7-10 in Ontario. The right column includes a "MATHIFY IN ACTION" video player, a "Learn & Connect" section with buttons for "Start a Discussion", "Browse all Discussions", and "View all Content", and an "ASK MATHIFY COMMUNITY" section with a text input field and an "Ask my question" button.

The TVO Mathify Community is a space for educators to access sample whiteboards, discuss and ask questions on all things TVO Mathify.

Student Feedback

- Mathify, saved my life. Trust Mathify.
- Great help. Thouroughly helped and made me also work for the answer which i likes
- Diverse was very helpful
- BLESS.
- my tutor was soooo helpful and really helped me understand way more
- Very helpful, helped me solve my problem within minutes.
- THIS TUTOR IS AMAZING!!
- "This tutor was amazing also the tutor helped a lot"
- "I had no clue what I was doing until now!
- very concise and clear explanations
- "its helpful and the tutors go step by step"
- i struggle a lot, and the tutors were so kind, and patient. I definetly recommend! its super easy to use, and its very rewarding. This should be used more often by teens.





tvo

fifty and
still learning



Thank You!

Ambassador Name - Email

50
two

Virtual Presentations





tvo

fifty and
still learning



Thank You!